

7 Power Modules

[7.1 PAC1000S56-CB \(02312KND: 1000 W PoE AC Power Module\)](#)

[7.2 PAC1000S56-CB \(02312KND-001: 1000 W PoE AC Power Module\)](#)

[7.3 PAC1000S56-DB \(1000 W PoE AC Power Module\)](#)

[7.4 PDC1000S56-CB \(1000 W PoE DC Power Module\)](#)

7.1 PAC1000S56-CB (02312KND: 1000 W PoE AC Power Module)

Overview

Table 7-1 Basic information about the PAC1000S56-CB

Item	Details
Description	1000 W PoE AC Power Module
Part Number	02312KND
Model	PAC1000S56-CB

Appearance

Figure 7-1 Appearance of the PAC1000S56-CB



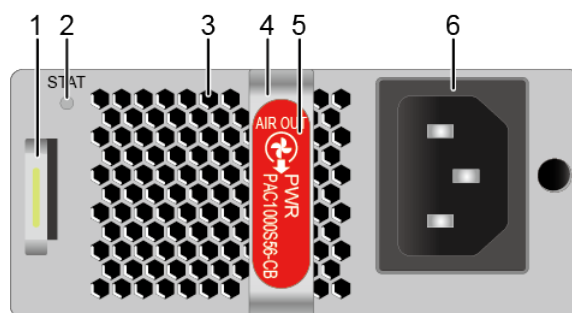
Version Mapping

Table 7-2 Mappings between PAC1000S56-CB and product models

Product	Product Model	First Supported Version
S1730S-S	S1730S-S48P4S-A (98010955)	V200R019C10

Panel

Figure 7-2 Panel of the PAC1000S56-CB



1. Lock	2. Indicator	3. Fan air vent	4. Handle
5. Airflow flag (air out)	6. AC power socket	-	-

Table 7-3 Indicators on the PAC1000S56-CB

Silkscreen	Name	Color	Status	Description
STAT	Running status indicator	-	Steady off	The power input is abnormal (for example, no input, overvoltage, or undervoltage) or the power output is abnormal (for example, overvoltage or overtemperature).
		Green	Steady on	The power module output is normal.

Functions and Features

Table 7-4 Functions of a 1000 W AC PoE power module

Function	Description
PoE power supply	Provides PoE power.
Input protection	Provides protection against input overvoltage, input undervoltage, and input overcurrent.
Output protection	Provides protection against output overvoltage, output overcurrent, and output short circuits.
Overtemperature protection	When the temperature of the power module exceeds a specified threshold, the power module stops supplying power. When the temperature falls into the normal range, the power module automatically resumes power supply.
Hot swapping	Supported

 NOTE

When a power module enters overtemperature protection state, take measures to lower the ambient temperature. The power module can automatically start supplying power again when the temperature falls within the normal range.

Technical Specifications

Table 7-5 Technical specifications of the PAC1000S56-CB

Item	Specification
Dimensions without packaging (H x W x D) [mm(in.)]	40 mm x 90 mm x 215 mm (1.6 in. x 3.5 in. x 8.5 in.)
Weight without packaging [kg(lb)]	1.1 kg (2.43 lb)
Number of inputs	1
Rated input voltage [V]	100 V AC to 130 V AC, 50/60 Hz 200 V AC to 240 V AC, 50/60 Hz 240 V DC
Input voltage range [V]	90 V AC to 290 V AC, 45 Hz to 65 Hz 190 V DC to 290 V DC
Maximum input current [A]	100 V AC to 130 V AC: 12 A 200 V AC to 240 V AC: 8 A 240 V DC: 8 A
Rated output voltage [V]	56 V
Rated output current [A]	100 V AC to 130 V AC input: 16.08 A 200 V AC to 240 V AC input and 240 V DC input: 17.86 A
Rated output power [W]	100 V AC to 130 V AC input: •Total: 900 W 200 V AC to 240 V AC input and 240 V DC input: •Total: 1000 W
Power dissipation Mode	Heat dissipation with fan
Hot swapping	Supported

7.2 PAC1000S56-CB (02312KND-001: 1000 W PoE AC Power Module)

Overview

Table 7-6 Basic information about the PAC1000S56-CB

Item	Details
Description	1000 W PoE AC Power Module
Part Number	02312KND-001
Model	PAC1000S56-CB

Appearance

Figure 7-3 Appearance of the PAC1000S56-CB



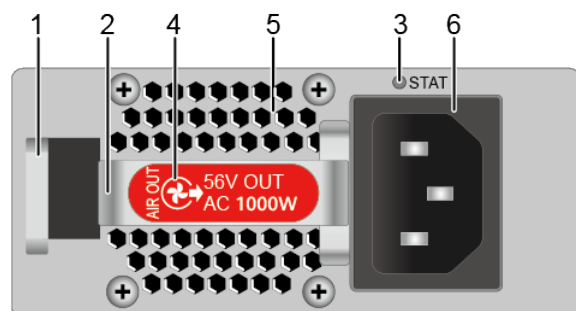
Version Mapping

Table 7-7 Mappings between PAC1000S56-CB and product models

Product	Product Model	First Supported Version
S1730S-S	S1730S-S48P4S-A (98010955)	V200R019C10

Panel

Figure 7-4 Panel of the PAC1000S56-CB



1. Lock	2. Indicator	3. Fan air vent	4. Handle
5. Airflow flag (air out)	6. AC power socket	-	-

Table 7-8 Indicators on the PAC1000S56-CB

Silkscreen	Name	Color	Status	Description
STAT	Running status indicator	-	Steady off	The power input is abnormal (for example, no input, overvoltage, or undervoltage) or the power output is abnormal (for example, overvoltage or overtemperature).
		Green	Steady on	The power module output is normal.

Functions and Features

Table 7-9 Functions of a 1000 W AC PoE power module

Function	Description
PoE power supply	Provides PoE power.
Input protection	Provides protection against input overvoltage, input undervoltage, and input overcurrent.
Output protection	Provides protection against output overvoltage, output overcurrent, and output short circuits.
Overtemperature protection	When the temperature of the power module exceeds a specified threshold, the power module stops supplying power. When the temperature falls into the normal range, the power module automatically resumes power supply.

Function	Description
Hot swapping	Supported

 **NOTE**

When a power module enters overtemperature protection state, take measures to lower the ambient temperature. The power module can automatically start supplying power again when the temperature falls within the normal range.

Technical Specifications

Table 7-10 Technical specifications of the PAC1000S56-CB

Item	Specification
Dimensions without packaging (H x W x D) [mm(in.)]	40 mm x 90 mm x 215 mm (1.6 in. x 3.5 in. x 8.5 in.)
Weight without packaging [kg(lb)]	1.1 kg (2.43 lb)
Number of inputs	1
Rated input voltage [V]	100 V AC to 130 V AC, 50/60 Hz 200 V AC to 240 V AC, 50/60 Hz 240 V DC
Input voltage range [V]	90 V AC to 290 V AC, 45 Hz to 65 Hz 190 V DC to 290 V DC
Maximum input current [A]	100 V AC to 130 V AC: 12 A 200 V AC to 240 V AC: 8 A 240 V DC: 8 A
Rated output voltage [V]	56 V
Rated output current [A]	100 V AC to 130 V AC input: 16.08 A 200 V AC to 240 V AC input and 240 V DC input: 17.86 A
Rated output power [W]	100 V AC to 130 V AC input: •Total: 900 W 200 V AC to 240 V AC input and 240 V DC input: •Total: 1000 W
Power dissipation Mode	Heat dissipation with fan
Hot swapping	Supported

7.3 PAC1000S56-DB (1000 W PoE AC Power Module)

Overview

Table 7-11 Basic information about the PAC1000S56-DB

Item	Details
Description	1000 W PoE AC Power Module
Part Number	02131727
Model	PAC1000S56-DB

Appearance

Figure 7-5 Appearance of the PAC1000S56-DB



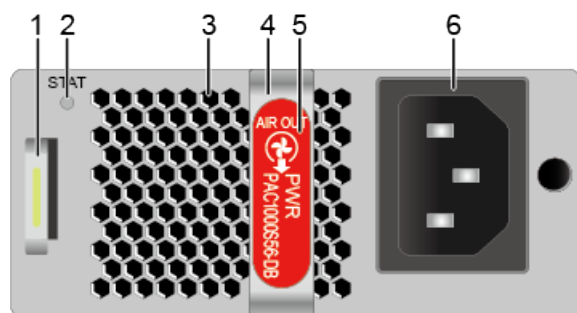
Version Mapping

Table 7-12 Mappings between PAC1000S56-DB and product models

Product	Product Model	First Supported Version
S1730S-S	S1730S-S48P4S-A (98010955)	V200R020C10

Panel

Figure 7-6 Panel of the PAC1000S56-DB



1. Lock	2. Indicator	3. Fan air vent	4. Handle
5. Airflow flag (air out)	6. AC power socket	-	-

Table 7-13 Indicators on the PAC1000S56-DB

Silkscreen	Name	Color	Status	Description
STAT	Running status indicator	-	Steady off	The power input is abnormal (for example, no input, overvoltage, or undervoltage) or the power output is abnormal (for example, overvoltage or overtemperature).
		Green	Steady on	The power module output is normal.

Functions and Features

Table 7-14 Functions of a 1000 W AC PoE power module

Function	Description
PoE power supply	Provides PoE power.
Input protection	Provides protection against input overvoltage, input undervoltage, and input overcurrent.
Output protection	Provides protection against output overvoltage, output overcurrent, and output short circuits.
Overtemperature protection	When the temperature of the power module exceeds a specified threshold, the power module stops supplying power. When the temperature falls into the normal range, the power module automatically resumes power supply.
Hot swapping	Supported

 **NOTE**

When a power module enters overtemperature protection state, take measures to lower the ambient temperature. The power module can automatically start supplying power again when the temperature falls within the normal range.

Technical Specifications

Table 7-15 Technical specifications of the PAC1000S56-DB

Item	Specification
Dimensions without packaging (H x W x D) [mm(in.)]	40 mm x 90 mm x 215 mm (1.6 in. x 3.5 in. x 8.5 in.)
Weight without packaging [kg(lb)]	1.1 kg (2.43 lb)
Number of inputs	1
Rated input voltage [V]	100 V AC to 130 V AC, 50/60 Hz 200 V AC to 240 V AC, 50/60 Hz 240 V DC
Input voltage range [V]	90 V AC to 290 V AC, 45 Hz to 65 Hz 190 V DC to 290 V DC
Maximum input current [A]	100 V AC to 130 V AC: 12 A 200 V AC to 240 V AC: 8 A 240 V DC: 8 A

Item	Specification
Rated output voltage [V]	56 V
Rated output current [A]	100 V AC to 130 V AC input: 16.08 A 200 V AC to 240 V AC input and 240 V DC input: 17.86 A
Rated output power [W]	100 V AC to 130 V AC input: •Total: 900 W 200 V AC to 240 V AC input and 240 V DC input: •Total: 1000 W
Power dissipation Mode	Heat dissipation with fan
Hot swapping	Supported

7.4 PDC1000S56-CB (1000 W PoE DC Power Module)

Overview

Table 7-16 Basic information about the PDC1000S56-CB

Item	Details
Description	1000 W PoE DC Power Module
Part Number	02313EXT
Model	PDC1000S56-CB

Appearance

Figure 7-7 Appearance of the PDC1000S56-CB



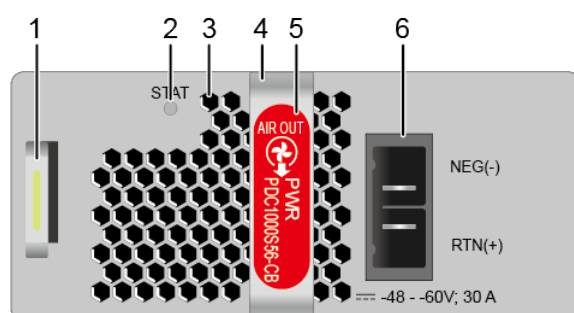
Version Mapping

Table 7-17 Mappings between PDC1000S56-CB and product models

Product	Product Model	First Supported Version
S1730S-S	S1730S-S48P4S-A (98010955)	V200R021C00

Panel

Figure 7-8 Panel of the PDC1000S56-CB



1. Lock	2. Indicator	3. Fan air vent	4. Handle
---------	--------------	-----------------	-----------

5. Airflow flag (air out)	6. DC power socket	-	-
---------------------------	--------------------	---	---

Table 7-18 Indicators on the PDC1000S56-CB

Silkscreen	Name	Color	Status	Description
STAT	Running status indicator	-	Steady off	The power input is abnormal (for example, no input, overvoltage, or undervoltage) or the power output is abnormal (for example, overcurrent, overvoltage, short circuit, or overtemperature).
		Green	Steady on	The power module is working normally.

Functions and Features

Table 7-19 Functions of a 1000 W DC PoE power module

Function	Description
PoE power supply	Provides PoE power.
Input protection	Provides protection against input undervoltage and input overcurrent.
Output protection	Provides protection against output overvoltage, output overcurrent, and output short circuits.
Overtemperature protection	When the temperature of the power module exceeds a specified threshold, the power module stops supplying power. When the temperature falls into the normal range, the power module automatically resumes power supply.

Function	Description
Hot swapping	Supported

 **NOTE**

When a power module enters overtemperature protection state, take measures to lower the ambient temperature. The power module can automatically start supplying power again when the temperature falls within the normal range.

Technical Specifications

Table 7-20 Technical specifications of the PDC1000S56-CB

Item	Specification
Dimensions without packaging (H x W x D) [mm(in.)]	40 mm x 90 mm x 215 mm (1.6 in. x 3.5 in. x 8.5 in.)
Weight without packaging [kg(lb)]	2.0 kg (4.41 lb)
Number of inputs	1
Rated input voltage [V]	-48 V DC to -60 V DC
Input voltage range [V]	-38.4 V DC to -72 V DC
Maximum input current [A]	30 A
Rated output voltage [V]	56 V
Rated output current [A]	17.86 A
Rated output power [W]	1000 W
Power dissipation Mode	Heat dissipation with fan
Hot swapping	Supported